

Damper actuator for adjusting dampers in technical building installations

- Air damper size up to approx. 0.4 m<sup>2</sup>
- Nominal torque 2 Nm
- Nominal voltage AC 230 V
- Control Open-close, 3-point


**Technical data**

<b>Electrical data</b>	Nominal voltage	AC 230 V
	Nominal voltage frequency	50/60 Hz
	Nominal voltage range	AC 85...265 V
	Power consumption in operation	1.5 W
	Power consumption in rest position	1 W
	Power consumption for wire sizing	3 VA
	Connection supply / control	Cable 1 m, 3 x 0.75 mm <sup>2</sup>
<b>Functional data</b>	Parallel operation	Yes (note the performance data)
	Torque motor	Min. 2 Nm
	Direction of motion motor	cw rotation
	Manual override	Gear disengagement with magnet
	Angle of rotation	0...287.5°
	Angle of rotation note	Without limitation: endless With one end stop clip Z-ESCM: 315°
	Running time motor	75 s / 90°
	Sound power level motor	35 dB(A)
	Spindle driver	Universal spindle clamp 6...12.7 mm
	Position indication	Mechanically, pluggable (with integrated magnet for gear disengagement)
	<b>Safety</b>	Protection class IEC/EN
Protection class UL		II Protective insulated
Degree of protection IEC/EN		IP54
Degree of protection NEMA/UL		NEMA 2, UL Enclosure Type 2
EMC		CE according to 2004/108/EC
Low voltage directive		CE according to 2006/95/EC
Certification IEC/EN		IEC/EN 60730-1 and IEC/EN 60730-2-14
Certification UL		cULus according to UL 60730-1A, UL 60730-2-14 and CAN/CSA E60730-1:02
Mode of operation		Type 1
Rated impulse voltage supply / control		2.5 kV
Control pollution degree		3
Ambient temperature		-30...50 °C
Non-operating temperature		-40...80 °C
Ambient humidity	95% r.h., non-condensing	
Maintenance	Maintenance-free	
<b>Weight</b>	Weight	0.28 kg

**Safety notes**


- The device must not be used outside the specified field of application, especially not in aircraft or in any other airborne means of transport.
- Outdoor application: only possible in case that no (sea)water, snow, ice, insolation or aggressive gases interfere directly with the actuator and that is ensured that the ambient conditions remain at any time within the thresholds according to the data sheet.
- Caution: Power supply voltage!
- Only authorised specialists may carry out installation. All applicable legal or institutional installation regulations must be complied during installation.

#### Safety notes

- The device may only be opened at the manufacturer's site. It does not contain any parts that can be replaced or repaired by the user.
- Cables must not be removed from the device.
- To calculate the torque required, the specifications supplied by the damper manufacturers concerning the cross-section, the design, the installation site and the ventilation conditions must be observed.
- The device contains electrical and electronic components and must not be disposed of as household refuse. All locally valid regulations and requirements must be observed.

#### Product features

- Simple direct mounting** The actuator is mounted directly on the damper spindle ( $\varnothing$  6...12.7 mm) with an universal spindle clamp and then secured with the anti-rotation device supplied, to prevent it from rotating.
- Manual override** Manual override with magnet possible (the gear is disengaged as long as the magnet adheres to the magnet symbol). The magnet for gear disengagement is integrated in the position indication.
- High functional reliability** The actuator is overload protected, requires no limit switches and automatically stops when the end stop is reached.
- Adjustable angle of rotation** Adjustable angle of rotation with mechanical end stops.

#### Accessories

	Description	Type
Mechanical accessories	Anti-rotation clip for CM..	Z-ARCM
	Magnet disengagement	Z-MA
	Position indicator CM..	Z-PICM

#### Electrical installation

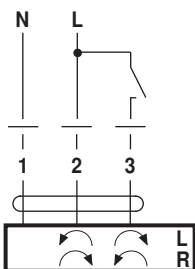


#### Notes

- Caution: Power supply voltage!
- Parallel connection of other actuators possible. Observe the performance data.

#### Wiring diagrams

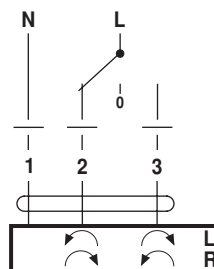
AC 230 V, open-close



#### Cable colours:

- 1 = blue
- 2 = brown
- 3 = white

AC 230 V, 3-point

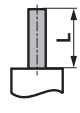



#### Cable colours:




- 1 = blue
- 2 = brown
- 3 = white

**Dimensions [mm]**

**Spindle length**

		Min. 32
		-

**Clamping range**

		
6...12.7	6 / 8 / 10	6...12.7

**Dimensional drawings**

